






Horace Mann School Site - Proposed Zoning & Height Limits

-  Local Neighborhood Commercial
-  Residential Single-Unit Detached High-Density
-  Residential Single-Unit Attached Very High-Density
-  Urban Center Mixed Use

-  Parcels
-  Affected Parcels

0 100 200
Feet

CITY OF PITTSBURGH
AUGUST 2025